













1. Taking MTR

<p>1. Go to HKU MTR Station Exit C1 and take the lift to G/F</p>	<p>2. Turn right after exiting the lift</p>	<p>3. Walk straight until seeing the escalator</p>
		
<p>4. Take the escalator to the footbridge</p>	<p>5. Cross the footbridge to HKU Centennial Campus until reaching the lift lobby</p>	<p>6. Take the lift to G/F of HKU Centennial Campus</p>
		
<p>7. Walk straight until reaching the roundabout</p>	<p>8. Turn right at the roundabout</p>	<p>9. Walk straight until reaching the staircase</p>
		
<p>10. Take the staircase to the 1/F Foyer</p>		
		
<p>11. Alternatively, walk straight until reaching the entrance of the Cheng Yu Tung Tower</p>	<p>12. Enter the Cheng Yu Tung Tower and walk to the lift lobby</p>	<p>13. Take the lift to 1/F</p>
		
<p>14. Walk straight after exiting the lift</p>	<p>15. Reach the 1/F Foyer for registration</p>	
		

2. Taking Taxi


1. Enter HKU from Kotewall Road, proceed along University Drive, and drop off at the roundabout between the Jockey Club Tower and the Cheng Yu Tung Tower



2. Walk straight until reaching the staircase



3. Take the staircase to the 1/F Foyer



4. Alternatively, walk straight until reaching the entrance of the Cheng Yu Tung Tower



5. Enter the Cheng Yu Tung Tower and walk to the lift lobby



6. Take the lift to 1/F



7. Walk straight after exiting the lift



8. Reach the 1/F Foyer for registration

